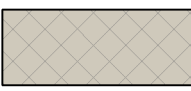




Site boundary


HARD LANDSCAPE



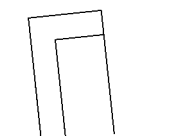
Paving units to school building entrance.  
'Academy' concrete paving units, by Charcon, 400x400x65mm in Grey colour. Build-ups to engineers spec, heavy loading build-ups to the maintenance zone.




Tarmac surfacing to vehicular zones. Heavy duty tarmac surfacing, recycled sub-base to gain BREEAM points. Build-ups to engineers details.



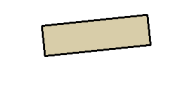
Tarmac to playgrounds and maintenance zones. Build-ups to accommodate maintenance vehicle loading, recycled sub-base to gain BREEAM points. To engineers final specification.



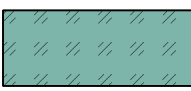
Thermoplastic paint markings to car parking and loading bays. White/yellow colour to British Standards.



Tactile paving to crossing points. British Standard 'Blister' paving in Charcoal colour, by Charcon. 400x400x50mm. Build-ups to engineers specification.



Tactile paving to steps British Standard 'Corduroy' paving in Charcoal colour, by Charcon. 400x400x50mm. Build-ups to engineers specification.



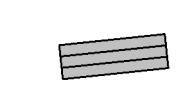
Play surfacing to nursery/reception zone. Wetpour surfacing, colour to match architectural facade panels. Critical fall height to 1.5m. Refer to manufacturers specification and build-ups. Supplied by CDM surfaces.



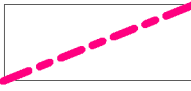
Concrete surfacing to cycle shelter zone and refuse/sprinkler tank store. Drainage to refuse store to engineers specification. In situ poured concrete with concrete 50mm pin kerb edging to Engineers details.



Retaining walls  
To Engineers details.

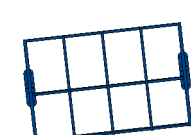


Access Steps  
To engineers details. To include handrail and contrasting nosing detail.



Handrail. Pro Railing System by FH Brundle, subject to final design by manufacturer. In stainless steel 316, height to B5.

EXTERNAL FURNITURE AND SPECIAL FEATURES



Cycle canopy and stands. 2No. 'Apollo Junior' cycle shelters 4100mm length. Base plated, Galvanised steel. To include 2No. 'Sheffield' cycle stand racks 10No. hoops in total. Galvanised steel, surface fixed. Refer to drawing SDPS-STL-XX-XX-DR-L-9401 Cycle Shelter and Stands for details.



Proposed traffic management sign to indicate one-way system, details to be confirmed with Engineers



Shurb planting.  
Refer to drawing SDPS-STL-XX-XX-DR-L-9002 Soft Landscaping Plan for details.



Grassed area - general purpose grass seed, sown at manufactures rates. Refer to drawing SDPS-STL-XX-XX-DR-L-9002 Soft Landscaping Plan for details.



Rain garden planting.  
Refer to drawing SDPS-STL-XX-XX-DR-L-9002 Soft Landscaping Plan for details.

Responsibility is not accepted for errors made by others in scaling from this drawing.  
All construction information should be taken from figured dimensions only.

0mm 50mm 100mm

NOTES:  
- For soft landscape and fencing information, refer to separate plans.  
- Existing retaining walls and planting in the north car park area are to be retained.  
- All kerbs and edging to Engineers details and specifications.  
- All drainage information and layouts to engineers details'.

PL	P14	11/09/20	Traffic Management Signage & Zig-zag parking lines added
PL	PL13	03/09/20	Additional parking bays provide to address LPA comments
PL	PL12	28/08/20	Transport Engineer update to turning area
PL	PL11	15/05/20	Existing tree information updated
PL	PL10	09/07/20	SAB Update
PL	PL09	03/07/20	For Planning
S3	P36	15/05/20	1st draft tender drawings for review

STATUS	REV	DATE	DESCRIPTION
--------	-----	------	-------------

CLIENT

Vale of Glamorgan Council

CHECKED BY

ORIGINATOR NO

152852

CONSULTANT

STRIDE TREGLOWN

www.stridetreglown.com

PROJECT

St. David's Church in Wales Primary School

Colwinston, Cowbridge

DRAWING TITLE

Hard Landscaping and External Furniture

Plan

SUITABILITY STATUS

PL : PLANNING

PROJECT | ORIGINATOR | ZONE | LEVEL | TYPE | ROLE | CLASS. | NUMBER

SDPS-STL-XX-XX-DR-L-9001

REVISION

P14

SCALE

1 : 200 @ A1